

# Betting (cont.)

## Totalisator & Bookmaker Wagering Turnover

**Table 50. Thoroughbred Wagering Turnover 1989-2003**

Year	TAB Off Course (\$M)	Tote On Course (\$M)	TAB Phone & Internet (\$M)	Total Pari-mutuel (\$M)	Bookmakers Phone & Internet (\$M)	Bookmakers On Course (\$M)	Total Bookmakers (\$M)	Total Wagering (\$M)
1989-90	5,461	638	-	6,099	-	2,255	2,255	8,354
1990-91	5,838	678	-	6,516	-	2,047	2,047	8,563
1991-92	5,959	636	-	6,595	-	1,704	1,704	8,299
1992-93	5,862	617	-	6,479	-	1,455	1,455	7,934
1993-94	6,318	823	-	7,141	-	1,427	1,427	8,568
1994-95	6,377	799	N/A	7,176	303	1,359	1,662	8,838
1995-96	6,496	764	N/A	7,260	383	1,192	1,575	8,835
1996-97	6,533	697	N/A	7,230	366	1,045	1,411	8,641
1997-98	6,659	617	N/A	7,276	406	997	1,403	8,679
1998-99	6,667	575	N/A	7,242	427	1,008	1,435	8,677
1999-00	6,897	612	N/A	7,509	397	1,070	1,467	8,976
2000-01	6,490	572	1,079	8,141	518	881	1,399	9,540
2001-02	6,235	560	1,026	7,821	625	1,217	1,842	9,663
<b>2002-03</b>	<b>5,964</b>	<b>601</b>	<b>1,524</b>	<b>8,089</b>	<b>1,389</b>	<b>1,046</b>	<b>2,435</b>	<b>10,524</b>

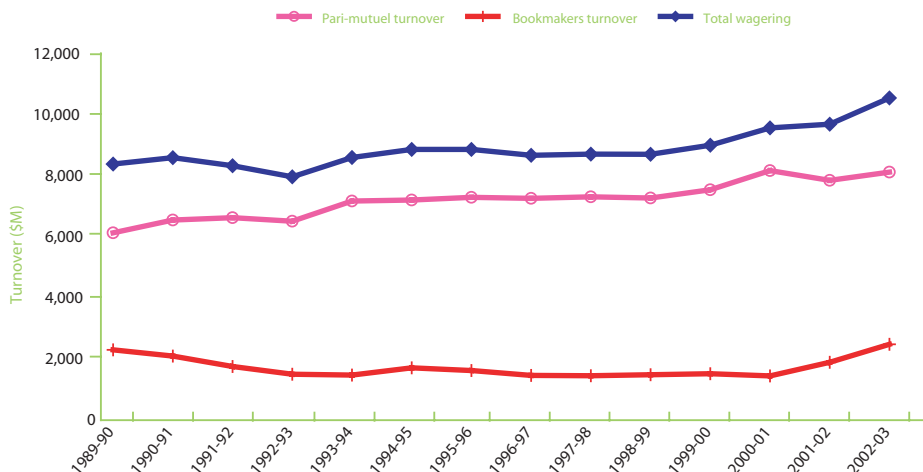
Note: Phone betting figures start at 1994/95, as this was the first year phone betting was legal in all states.

Phone and Internet figures not collated for TABs before 2000

Source: TAB and Tote turnover provided by the TAB in each State

Bookmaking figures provided by Government Department of Racing in each State (QLD bookmakers turnover from Queensland Racing).

**Chart 13. Thoroughbred Wagering Turnover 1989-2003**



## Gambling Turnover

Table 51. Gambling Turnover 1989 - 2002 (Wagering and Gaming)

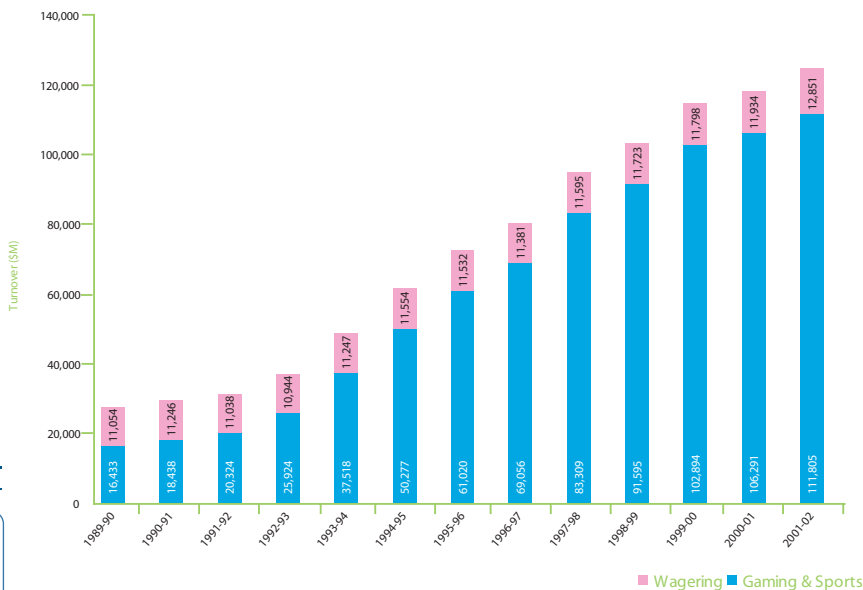
Year	Thoroughbred Racing (\$M)	Harness & Greyhound Racing (\$M)	TOTAL RACING (\$M)	Sports Betting (\$M)	Gaming (\$M)	TOTAL GAMING & SPORTS (\$M)	TOTAL ALL BETTING (\$M)
1989-90	8,354	2,700	11,054	-	16,433	16,433	<b>27,487</b>
1990-91	8,563	2,683	11,246	-	18,438	18,438	<b>29,684</b>
1991-92	8,299	2,739	11,038	-	20,324	20,324	<b>31,362</b>
1992-93	7,934	3,010	10,944	-	25,924	25,924	<b>36,868</b>
1993-94	8,568	2,679	11,247	-	37,518	37,518	<b>48,765</b>
1994-95	8,838	2,716	11,554	108	50,169	50,277	<b>61,831</b>
1995-96	8,835	2,697	11,532	143	60,877	61,020	<b>72,552</b>
1996-97	8,641	2,740	11,381	216	68,840	69,056	<b>80,437</b>
1997-98	8,679	2,916	11,595	351	82,958	83,309	<b>94,904</b>
1998-99	8,677	3,046	11,723	461	91,134	91,595	<b>103,318</b>
1999-00	8,976	2,822	11,798	672	102,222	102,894	<b>114,692</b>
2000-01	9,563	2,371	11,934	880	105,411	106,291	<b>118,225</b>
2001-02	9,642	3,209	12,851	1,320	110,485	111,805	<b>124,656</b>

Note: Turnover figures in millions

\* Gaming includes all other legal forms of betting other than wagering (racing related) such as Lottery, Lotto, Tattsлото, Pools, Gaming machines, Casino, Instant Lottery, Keno, Sports Betting and Minor gaming

Source: Tasmanian Gaming Commission, Australian Gambling Statistics 1972-73 to 2001-02

Chart 14. Gambling Turnover 1989 - 2002 (Wagering and Gaming)



# Betting (cont.)

## Wagering Turnover by State

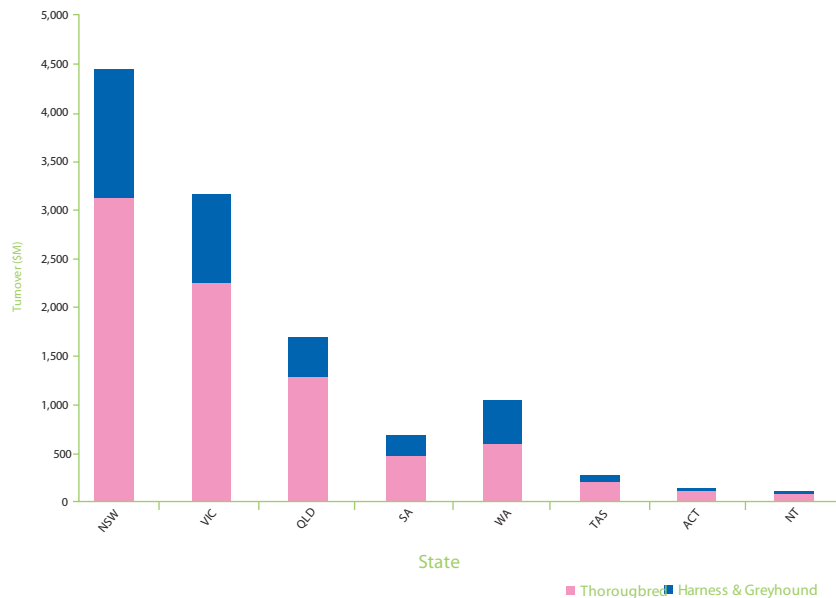
Table 52. All Forms of Wagering Turnover by State, 2002/2003 (TAB Only)

WAGERING FORM	NSW (\$M)	VIC (\$M)	QLD (\$M)	SA (\$M)	WA (\$M)	TAS (\$M)	ACT (\$M)	NT (\$M)	AUSTRALIA (\$M)
GALLOPS	3,112.0	2,242.9	1,280.7	466.0	586.0	199.9	106.0	80.0	8,073.6
HARNESS	595.1	460.6	185.9	102.2	*	*	15.3	12.2	1,371.3
GREYHOUND	721.0	443.8	214.8	107.0	*	*	14.6	10.8	1,512.0
FIXED ODDS GALLOPS	7.5	-	5.1	-	2.9	-	-	0.2	15.7
ALL OTHER FORMS *	0.0	0.0	0.0	0.0	445.2	72.7	0.0	0.0	517.9
<b>TOTAL</b>	<b>4,435.6</b>	<b>3,147.4</b>	<b>1,686.5</b>	<b>675.2</b>	<b>1,034.1</b>	<b>272.6</b>	<b>136.0</b>	<b>103.3</b>	<b>11,490.5</b>

Note\* All other forms appears where Harness & Greyhound turnover could not be separated

Source: TAB in each State & Territory.

Chart 15. Thoroughbred, Harness & Greyhound Turnover by State 2002/2003 (TAB Only)



RACING CODE	NSW (\$M)	VIC (\$M)	QLD (\$M)	SA (\$M)	WA (\$M)	TAS (\$M)	ACT (\$M)	NT (\$M)	AUSTRALIA (\$M)
THOROUGHBRED	3,119.5	2,242.9	1,285.8	466.0	588.9	199.9	106.0	80.2	8,089.3
HARNESS & GREYHOUND	1,316.1	904.4	400.7	209.3	445.1	72.7	29.8	23.0	3,401.2

Source: TAB in each state and territory.



## Australian Parimutuel Bet Types

**Table 53. Bet Type Distribution in \$M 2002/2003**

BET TYPE	NSW (\$M)	VIC (\$M)	QLD (\$M)	SA (\$M)	WA (\$M)	TAS (\$M)	ACT (\$M)	NT (\$M)	AUSTRALIA (\$M)
WIN	2206.0	1331.3	774.0	345.0	435.1	140.3	69.0	53.4	<b>5354.4</b>
PLACE	709.0	484.6	323.8	119.5	188.6	45.0	21.6	16.4	<b>1908.7</b>
QUINELLA	308.0	210.8	116.3	49.9	39.5	19.8	9.1	5.9	<b>759.6</b>
EXACTA	101.0	113.3	0.0	0.0	29.4	4.6	3.5	0.0	<b>251.9</b>
DOUBLES	101.0	176.2	28.6	12.8	8.06	6.7	1.7	0.7	<b>336.0</b>
TRIFECTA	836.0	638.9	360.9	128.2	237.4	43.7	27.9	23.5	<b>2296.7</b>
SUPERFECTA	13.0	0.0	0.0	0.0	0.0	0.0	0.0	0.0	<b>13.0</b>
FIRST FOUR	150.0	0.0	35.4	7.4	23.6	0.0	0.0	2.1	<b>218.6</b>
SPINNER	4.0	0.0	0.0	0.0	0.0	0.0	0.0	0.0	<b>4.0</b>
QUADRELLA	0.0	191.9	0.0	0.0	12.1	7.8	2.9	0.0	<b>214.9</b>
TRIWIN	0.0	0.0	0.0	0.0	0.0	3.2	0.0	0.0	<b>3.2</b>
TREBLE	0.0	0.0	0.0	0.0	0.0	0.0	0.0	0.0	<b>0.0</b>
FAV NUMBERS	0.0	0.0	0.0	0.0	0.0	0.0	0.0	0.0	<b>0.0</b>
<b>TOTAL</b>	<b>4428.0</b>	<b>3147.4</b>	<b>1686.5</b>	<b>675.2</b>	<b>983.5</b>	<b>271.4</b>	<b>136.0</b>	<b>103.3</b>	<b>11431.2</b>

Source: TAB and Tote turnover information provided by the TAB in each State

**Table 54. Bet Type Distribution in % 2002/2003**

BET TYPE	NSW (\$M)	VIC (\$M)	QLD (\$M)	SA (\$M)	WA (\$M)	TAS (\$M)	ACT (\$M)	NT (\$M)	AUSTRALIA (\$M)
WIN	49.8%	42.3%	45.9%	51.1%	44.2%	51.7%	50.7%	51.7%	<b>46.8%</b>
PLACE	16.0%	15.4%	19.2%	17.7%	19.1%	16.6%	15.9%	15.9%	<b>16.7%</b>
QUINELLA	6.9%	6.7%	6.9%	7.4%	4.0%	7.3%	6.7%	5.8%	<b>6.7%</b>
EXACTA	2.2%	3.6%	0.0%	0.0%	2.9%	1.7%	2.6%	0.0%	<b>2.2%</b>
DOUBLES	2.2%	5.6%	1.7%	1.9%	0.8%	2.5%	1.2%	0.7%	<b>2.9%</b>
TRIFECTA	18.8%	20.3%	21.4%	19.0%	24.1%	16.1%	20.5%	22.8%	<b>20.1%</b>
SUPERFECTA	0.2%	0.0%	0.0%	0.0%	0.0%	0.0%	0.0%	0.0%	<b>0.1%</b>
FIRST FOUR	3.3%	0.0%	2.1%	1.1%	2.4%	0.0%	0.0%	2.1%	<b>1.9%</b>
SPINNER	0.0%	0.0%	0.0%	0.0%	0.0%	0.0%	0.0%	0.0%	<b>0.0%</b>
QUADRELLA	0.0%	6.1%	0.0%	0.0%	1.2%	2.9%	2.1%	0.0%	<b>1.8%</b>
TRIWIN	0.0%	0.0%	0.0%	0.0%	0.0%	1.2%	0.0%	0.0%	<b>0.0%</b>
TREBLE	0.0%	0.0%	2.8%	1.8%	0.0%	0.0%	0.0%	1.0%	<b>0.0%</b>
FAV NUMBERS	0.0%	0.0%	0.0%	0.0%	0.9%	0.0%	0.0%	0.0%	<b>0.0%</b>
<b>TOTAL</b>	<b>100%</b>	<b>100%</b>	<b>100%</b>	<b>100%</b>	<b>100%</b>	<b>100%</b>	<b>100%</b>	<b>100%</b>	<b>100%</b>

Source: TAB and Tote turnover information provided by the TAB in each State

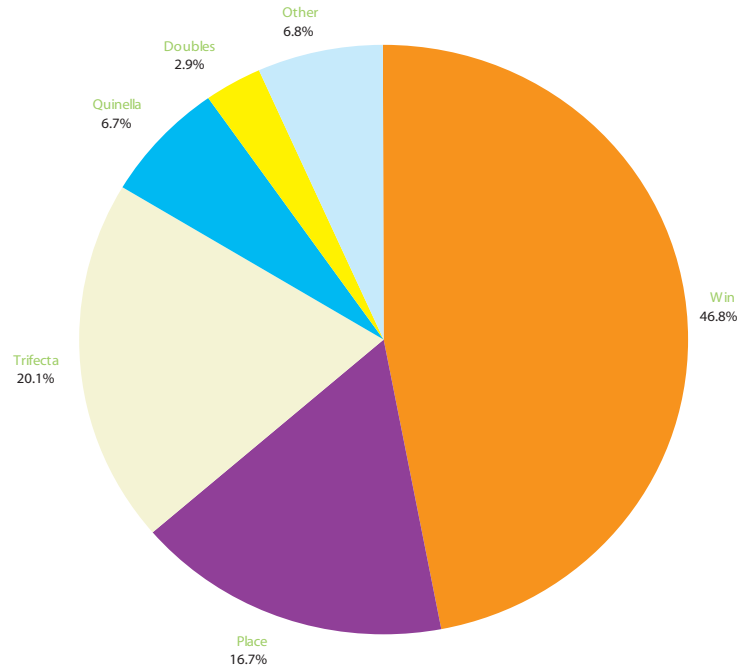


# Betting (cont.)

**Table 55. Parimutuel Bet Type Distribution in Australia 2002/2003**

Bet Type	%
Win	46.8
Place	16.7
Trifecta	20.1
Quinella	6.7
Doubles	2.9
Other	6.8

**Chart 16. Parimutuel Bet Type Distribution in Australia 2002/2003**



“Other” includes all bet types that may differ from State to State ie. Treble, First Four, Superfecta, Quartet, Quaddie, Straight Six, Spinner, Triwin & Favourite Numbers

Source: TAB and Tote information provided by the TAB in each State

**Table 56. Distribution of Revenue to State Governments and Racing Industry 2002/2003**

	NSW (\$M)	VIC (\$M)	QLD (\$M)	SA (\$M)	WA (\$M)	TAS (\$M)	ACT (\$M)	NT (\$M)	AUSTRALIA (\$M)
GOVERNMENT	202.2	148.5	55.3	15.8	*	*	3.7	*	<b>425.4</b>
RACING INDUSTRY	215.2	181.6	106.3	43.5	63.3	15.4	6.1	6.7	<b>638.1</b>

Source: TAB and Tote distribution provided by the TAB in each State

\* Information not provided





# International



**Table 57. Leading Racing Countries 2002**

Country	Races	Racehorses	Starters	Prize Money (\$AU)	Betting Turnover* (\$AU)	Stallions	Mares	Foals
Argentina	7222	12642	54938	\$55,917,143	\$430,131,862	768	10687	6424
<b>Australia</b>	<b>23124</b>	<b>31702</b>	<b>206870</b>	<b>\$318,150,688</b>	<b>\$12,851,398,000</b>	<b>1174</b>	<b>26667</b>	<b>17953</b>
Brazil	5317	6895	43558	\$13,155,149	\$159,008,414	361	4715	3429
Canada	5592	7509	43718	\$158,064,900	\$2,095,835,509	323	3511	2600
Chile	6369	3524	66436	\$31,017,026	\$244,257,134	138	2288	1717
France	6530	12673	70475	\$242,409,329	\$12,366,729,528	380	8323	4272
Germany	2458	3875	23322	\$75,006,937	\$578,731,660	92	2317	1341
Great Britain	7691	16897	83652	\$240,558,219	\$22,348,559,946	826	9077	5156
Hong Kong	710	1258	9167	\$158,180,937	\$16,205,981,270	N/A	N/A	N/A
India	3115	4228	22406	\$16,277,599	\$306,543,113	113	2892	1372
Ireland	1994	6660	28259	\$84,665,613	\$3,303,702,602	356	16467	10214
Japan	22407	29488	238771	\$1,438,138,335	\$54,151,068,944	370	11948	8670
Korea	1094	1712	11915	\$42,143,647	\$10,442,455,939	37	1388	915
Macau	1116	1116	12852	\$59,559,810	\$602,252,675	N/A	N/A	N/A
Malaysia / Singapore	1177	2327	15006	\$52,975,366	\$2,005,596,820	4	57	36
Mauritius	232	405	2269	\$3,162,703	\$85,489,797	N/A	N/A	N/A
New Zealand	2810	5469	31267	\$32,541,561	\$626,203,026	229	9288	5060
Qatar	172	296	1659	\$3,895,595	No Betting	10	36	13
South Africa	4166	7241	47056	\$36,015,407	#	114	4272	2493
Thailand	500	912	3800	\$6,804,375	\$136,379,182	37	525	162
Turkey	2763	3095	31157	\$117,264,481	\$1,145,481,697	250	1528	1082
United Arab Emirates	373	1212	4293	\$44,550,046	No Betting	1	70	55
U.S.A.	54304	67009	451386	\$1,657,243,535	\$31,676,349,985	3820	58632	32235

Source: International Federation of Horse Racing Authorities – 37th Annual Conference  
 Wagering statistics include bookmaking in countries where legal.  
 With exchange rates on 31/12/02 ( 1 \$AUD = 53.8 Euros)  
 \* Including On- and Off-Course Turnover for all Parimutuel and Bookmakers.  
 # Not Provided

**Totals of 23 Major Racing Countries Attending 37th IFHA Conference (on racing during 2002)**

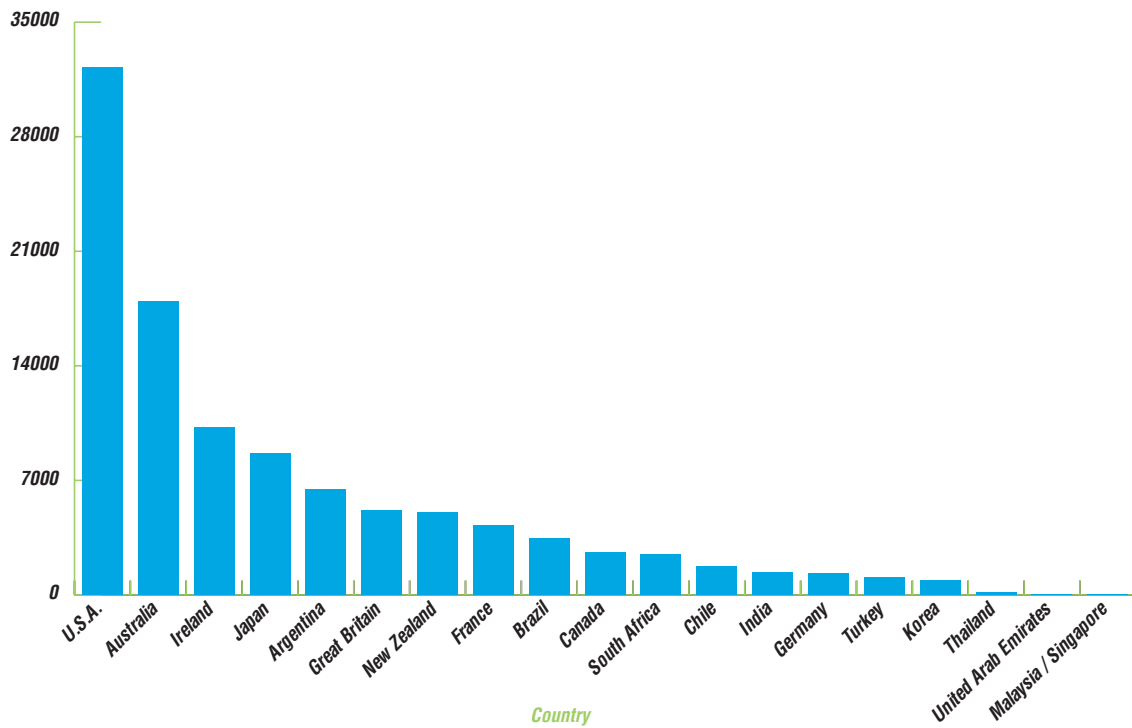
Races	161,236
Betting Turnover	\$171,762,157,104
Prizemoney (\$AUD)	\$4,887,698,401
Racehorses	228,145
Starters	1,504,232
Stallions	9,403
Mares	174,688
Foals	105,199



# Foal Crops

The Australian foal crop remained strong this year from an international perspective with Australia accounting for 17% of the foals born worldwide. Australia was also second only to the USA in stallion and broodmare numbers.

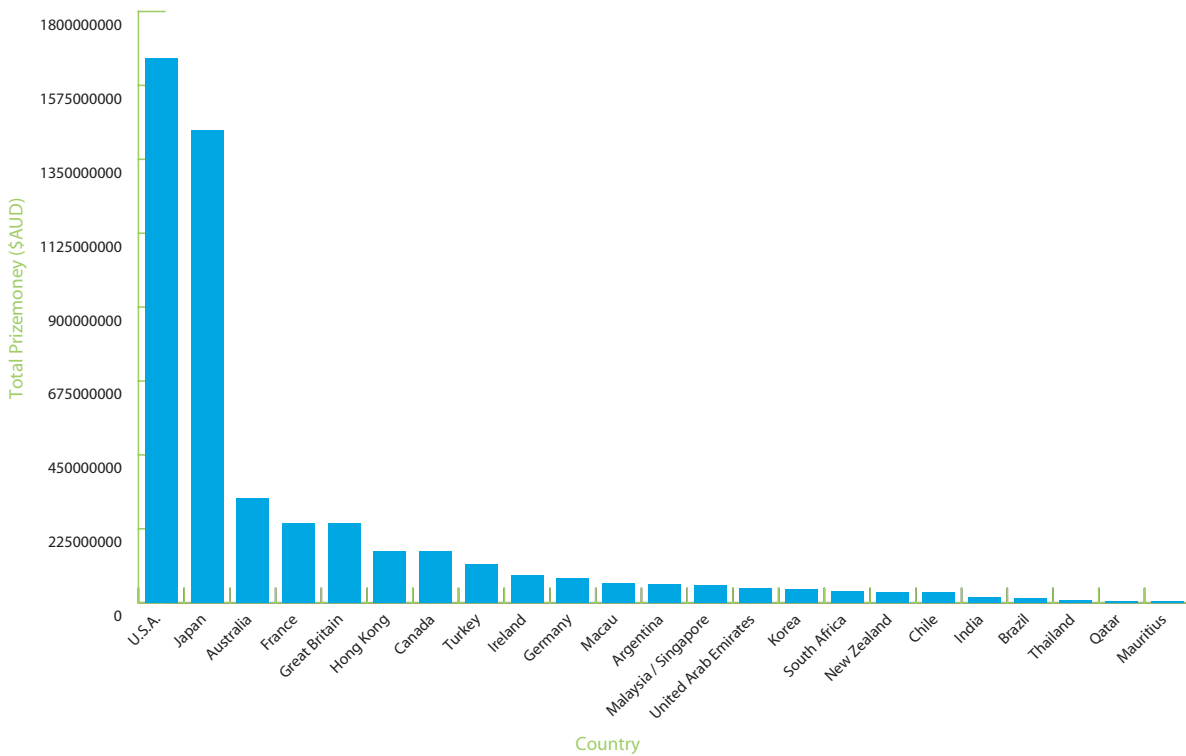
**Chart 17. International Foal Crops 2002**





The USA and Japan continued to lead the world in the amount of prizemoney offered in 2002, offering well over a billion dollars respectively. Australia contributed strongly with (AU) \$318,150,688, the third largest amount of prizemoney offered. Hong Kong and the United Arab Emirates offered the highest average prizemoney per race as these nations offer substantial prizemoney but run significantly less races compared to other leading racing nations.

**Chart 18. Worldwide Prizemoney 2002**



# International Doping Control

Australia maintains a strict drug control policy to ensure that its racing is clean and fair. Taking this strong position is important for both horse welfare and the integrity of the industry as drug free racing ensures the sport is highly regarded in the public eye both domestically and internationally. During 2002 the three major racing analytical laboratories in Australia (located in Sydney, Melbourne and Brisbane) analysed some 27,000 samples, finding only 0.2% of these positive to banned substances.

**Table 58. International Testing for Prohibited Substances during 2002**

Country	Urine Tests Samples	Positive	Blood Samples Samples	Positive	Total Samples	Positive Cases	% Positive Cases
Argentina	9528	41	76	0	9604	41	0.43
Australia	14149	41	12866	13	27015	54	0.20
Brazil	5960	50	2299	2	8259	52	0.62
Canada	10897	6	365	1	11262	7	0.06
Chile	1592	9	278	0	1870	9	0.48
France	4162	29	2892	2	7054	31	0.44
Germany	737	8	194	0	931	8	0.86
Great Britain	6853	59	1064	0	7917	59	0.75
Hong Kong	10233	1	1232	1	11465	2	0.09
India	2877	21	119	0	2996	21	0.70
Ireland	1715	16	866	3	2581	19	0.74
Japan	58754	5	5646	0	68100	5	0.01
Korea	1370	0	14278	0	15648	0	0.00
Macau	1701	9	75	0	1776	9	0.50
Malaysia / Singapore	2295	20	17394	1	19689	21	0.46
Mauritius	1203	0	0	0	0	0	0.00
New Zealand	1994	0	21	0	2015	0	0.00
Qatar	180	2	44	0	224	2	0.89
South Africa	3881	12	149	0	4030	12	0.30
Thailand	0	0	0	0	0	0	0.00
Turkey	4336	20	1284	1	5620	21	0.37
United Arab Emirates	436	6	53	0	489	6	1.23
U.S.A. *	6000	12	6000	0	12000	12	0.10

Note: \* Approximate Figures for Kentucky only

**Table 59. Worldwide Figures on Drug Testing in 2002**

Urine Samples	Positive Cases	Blood Samples	Positive	Urine + Blood Samples	Total Samples	Total Positive Cases	% Positive Cases
146403	425	61947	29	19949	228299	454	0.20%

Note: Based on 40 responses from countries attending the 2003 IFHA conference in Paris

Please note that due to differences in laboratory testing procedures between racing nations, these numbers should not be used to compare the prevalence of substance use between nations. They should also not be taken as being representative of the prevalence of substance use in any one country.



# International Races Races

**Table 60. Top International Races by Prizemoney 2002**

Prizemoney \$AUD*	Race	Distance (metres)	Ground	Conditions	Racecourse	Country
\$10,619,469	Dubai World Cup	2000	Dirt	4 & +	Nad Al Sheba	U.A.E
\$7,175,496	Japan Cup	2200	Turf	3 &+	Nakayama	Japan
\$7,079,646	Breeders' Cup Classic	2000	Dirt	3 &+	Arlington	U.S.A
\$4,077,876	Hong Kong Cup	2000	Turf	3 & +	Sha Tin	Hong Kong
\$3,804,391	Takarazuha Kinen	2200	Turf	3 & +	Hanskin	Japan
\$3,779,027	Japan Cup Dirt	1800	Dirt	3&+	Nakayama	Japan
<b>\$3,675,000</b>	<b>Tooheys New Melbourne Cup</b>	<b>3200</b>	<b>Turf</b>	<b>3 &amp;+</b>	<b>Flemington</b>	<b>Australia</b>
\$3,539,823	Dubai Duty Free	1770	Turf	4 & +	Nad Al Sheba	U.A.E
\$3,539,823	Dubai Golden Shaheen	1200	Dirt	4&+	Nad Al Sheba	U.A.E
\$3,539,823	Dubai Sheema Classic	2400	Turf	4&+	Nad Al Sheba	U.A.E
\$3,539,823	U.A.E Derby	2000	Dirt	3M	Nad Al Sheba	U.A.E
\$3,539,823	Breeders' Cup Distaff	1800	Dirt	3 &+ F	Arlington	U.S.A
\$3,539,823	Breeders' Cup Turf	2400	Turf	3 &+	Arlington	U.S.A
\$3,171,681	Audemars Piguat Queen Elizabeth II Cup	2000	Turf	3 & +	Sha Tin	Hong Kong
\$3,171,681	Hong Kong Vase	2400	Turf	3 & +	Sha Tin	Hong Kong
\$3,171,681	Hong Kong Mile	1600	Turf	3 & +	Sha Tin	Hong Kong
\$3,034,133	Singapore Airlines International Cup	2000	Turf	3&+	Singapore	Singapore
\$2,969,770	Prix De L'Arc de Triomphe	2400	Turf	3&+	Longchamp	France
\$2,893,950	Queen Elizabeth II Commemorative Cup	2200	Turf	3&+ F	Kyoto	Japan
\$2,760,862	Yasuda Kinen	1600	Turf	3 & +	Tokyo	Japan
\$2,760,862	Mile Championship	1600	Turf	3 & +	Kyoto	Japan
\$2,759,071	Takamatsunomiya Kinen	1200	Turf	4&+	Chykyo	Japan
\$2,731,319	Sprinters Stakes	1200	Turf	3 & +	Nakayama	Japan
<b>\$2,526,000</b>	<b>Golden Slipper</b>	<b>1200</b>	<b>Turf</b>	<b>2</b>	<b>Rosehill</b>	<b>Australia</b>
\$2,412,938	Irish Derby	2400	Turf	3	Curragh	Ireland

\* Approximate (exchange rates 31/12/02)

M= Male Only

F= Female only



# World Series of Racing

**Table 61. Emirates World Series of Racing 2003**

Date	Race	Country	Distance (m)/ Ground	Total Prizemoney (AUD)	Winner
29-Mar-03	Dubai World Cup	UAE	2000/Dirt	\$10,870,000	Moon Ballad (IRE)
27-Apr-03	Audemars Piguet Queen Elizabeth II Cup	Hong Kong	2000/Turf	\$3,260,000	Eishin Preston (USA)
17-May-03	Singapore Airlines International Cup	Singapore	2000/Turf	\$3,080,000	CANCELLED
26-Jul-03	King George VI and Queen Elizabeth Stakes	UK	2400/Turf	\$2,120,000	Alamshar (IRE)
16-Aug-03	Arlington Million	USA	2000/Turf	\$1,820,000	Sulamani (IRE)
6-Sep-03	Ireland: The Food Island Champion Stakes	Ireland	2000/Turf	\$1,950,000	High Chaparral (IRE)
7-Sep-03	Grosser Preis von Baden	Germany	2400/Turf	\$1,540,000	Mamool (IRE)
5-Oct-03	Prix de l'Arc de Triomphe	France	2400/Turf	\$2,768,000	Dalakhani (IRE)
19-Oct-03	Canadian International	Canada	2400/Turf	\$1,740,000	Pheonix Reach (IRE)
<b>25-Oct-03</b>	<b>Carlton Draught Cox Plate</b>	<b>Australia</b>	<b>2040/Turf</b>	<b>\$3,020,000</b>	<b>Fields Of Omagh</b>
25-Oct-03	Breeders' Cup Classic	USA	2000/Dirt	\$8,000,000	Pleasently Perfect (USA)
25-Oct-03	Breeders' Cup Turf	USA	2400/Turf	\$4,000,000	High Chaparral (IRE)
30-Nov-03	Japan Cup	Japan	2200/Turf	\$6,854,000	YET TO BE RUN
14-Dec-03	Hong Kong Cup	Hong Kong	2000/Turf	\$4,129,000	YET TO BE RUN

For updated information please visit [www.racingseries.com](http://www.racingseries.com)





# Directories



## NATIONAL ORGANISATIONS

<b>Australian Racing Board Ltd</b>	Chairman: Mr R L (Bob) Charley AO	81-83 Baxter Road Mascot NSW 2020	Tel: (02) 9551 7700 Fax: (02) 9551 7708
	Chief Executive : Mr Andrew Harding	P.O Box 159 Kensington NSW 1465	arb@australian-racing.net.au www.australian-racing.net.au
<b>Australian Stud Book</b>	Keeper: Mr Michael Ford	Locked Bag 70 Randwick NSW 2031	Tel: (02) 9663 8411 Fax: (02) 9663 4718  studbook@ajc.org.au www.studbook.org.au
<b>Australian Racing Museum</b>	Chairman: Mr Ian J MacDonald	PO Box 231 Caulfield East VIC 3145	Tel: (03) 9257 7279 Fax: (03) 9571 0294
	Director: Leeanne Grantham		arm@racingmuseum.com.au www.racingmuseum.com.au
<b>Racing Services Bureau</b>	General Manager: Chris Skorsis	Racing Victoria 400 Epsom Road Flemington VIC 3031	Tel: (03) 9258 4721 Fax: (03) 9258 4715  rsb@racingvictoria.net.au www.racingvictoria.net.au/rsb
<b>Registrar of Racehorses</b>	Supervisor: Ms Dianne Green	PO Box 832 Kensington NSW 1465	Tel: (02) 9551 7500 Fax: (02) 9551 7519  trbrego@racingnsw.com.au www.racingnsw.com.au
<b>Animal Health Australia</b>	Chief Executive Officer: Mr Ralph Hood	Unit 15 26-28 Napier Close Deakin ACT 2600	Tel: (02) 6232 5522 Fax: (02) 6232 5511  geoff.neumann@aahc.com.au www.aahc.com.au
<b>Australian Equine Veterinary Association</b>	President: Dr Kevin Squire	PO Box 371 Artarmon NSW 1570	Tel: (02) 9411 5342 Fax: (02) 9413 3765
	Executive Officer: Mr Bill Howey		avea@ava.com.au www.avea.ava.com.au



# Australian Directory

## Australian Horse Industry Council

President:  
Mr Paul O'Callaghan

Racing Victoria  
400 Epsom Road  
Flemington  
VIC 3031

Tel: (03) 9258 4795  
Fax: (03) 9258 4785

p.ocallaghan@racingvictoria.net.au  
www.horsecouncil.org.au

## Australian Bookmakers Association (Formerly ARBAC)

Chairman:  
Dr Jack Ashman

198 Pitt Street Sydney  
NSW 2000

Tel: (02) 9267 7605  
Fax: (02) 9267 4147

Executive Officer:  
Mr Tim Ryan

ceo.aba@bookie.com.au

## Australian Trainers' Association

President:  
Mr Colin Alderson

400 Epsom Road  
Flemington VIC  
3031

Tel: (03) 9372 1688  
Fax: (03) 9372 1699

Chief Executive:  
Mr John Alducci

## Federation of Bloodstock Agents Australia Limited

President:  
Mr Bryan Muschialli

22 Balcombe Road  
Mentone VIC 3194

Tel: (03) 9583 0533  
Fax: (03) 9583 0540

Secretary:  
Ms Tracy Howard

musch@vicnet.net.au  
www.bloodstockagents.com

## National Racehorse Owners' Association (Australia) Inc.

President:  
Mr Paul Jones

7 Riatta Street  
Chapel Hill  
QLD 4069

Tel: (07) 3378 9035  
Fax: (07) 3720 0002

jwpproj@powerup.com.au  
www.superqristhroughbred.com

## Rural Industries Research-Development Corporation - Equine

Chair:  
Ms Jane Vincent

PO Box 4776  
Kingston ACT 2604

Tel: (02) 6272 4539  
Fax: (02) 6272 5877

Research Manager:  
Dr John Freestone

www.rirdc.gov.au

## Thoroughbred Breeders Australia

Chairman:  
Mr Richard Turnley

PO Box 567  
Moss Vale  
NSW 2577

Tel: (02) 4869 5283  
Fax: (02) 4869 5283

Secretary:  
Mr James Peters

tbaus@hinet.net.au  
www.tbaus.com

## Aushorse Ltd

Chairman:  
Mr John Messara

Arrowfield Stud  
GPO Box 3500  
Sydney NSW 1043

Phone: (02) 9233 8277  
Fax: (02) 3223 5795

Secretary:  
Ms Bronwyn Farr

PO Box 5145  
Marrickville

Phone: (02) 6545 9329  
Fax: (02) 6545 9167  
info@aushorse.com.au



# Australian Directory

## Australian Racing Hall of Fame

Chairman:  
Mr Bryan Martin

Director:  
Leeanne Grantham

PO Box 231  
Caulfield East  
VIC 3145

Tel: (03) 9257 7279  
Fax: (03) 9571 0294

[www.racinghalloffame.com.au](http://www.racinghalloffame.com.au)

## Australian Jockeys Association

Chairman:  
Paul Innes

Secretary:  
Ned Wallish

3/33 Queens Road  
Melbourne VIC 3004

Tel: (03) 9820 0424  
Fax: (03) 9820 0848

[nedwallish@bigpond.com](mailto:nedwallish@bigpond.com)

## Australian Harness Racing Council Inc.

President:  
Mr. Mick Lombardo

Chief Executive:  
Mr. Rod Pollock

Level 7, 390  
St. Kilda Rd  
Melbourne VIC 3004

Tel: (03) 9867 8033  
Fax: (03) 9866 8356

[www.harness.org.au](http://www.harness.org.au)

## Greyhounds Australasia

Chief Executive:  
Mr. Neil Brown

PO Box 239  
Springvale VIC 3171

Tel: (03) 9548 3500  
Fax: (03) 9548 3488

[admin@galtd.org.au](mailto:admin@galtd.org.au)





## VICTORIA

### PRINCIPAL RACING AUTHORITY

#### Racing Victoria Limited

Chairman:  
Mr Graham Duff

400 Epsom Road  
Flemington VIC 3031

Tel: (03) 9258 4258  
Fax: (03) 9258 4743

information@racingvictoria.net.au  
www.racingvictoria.net.au

---

### METROPOLITAN RACE CLUBS

#### Victoria Racing Club

Chairman:  
Mr Rod Fitzroy

400 Epsom Road  
Flemington VIC 3031

Tel: (03) 9258 4666  
Fax: (03) 9258 4745

Chief Executive:  
Mr Dale Monteith

customerservice@vrc.net.au  
www.vrc.net.au

---

#### Melbourne Racing Club

Chairman:  
Mr John Dillon

PO Box 231  
Caulfield East VIC 3145

Tel: (03) 9257 7200  
Fax: (03) 9257 7210

Chief Executive:  
Mr Peter Sweeney

contact@melbourneracingclub.net.au  
www.melbourneracingclub.net.au

---

#### Moonee Valley Racing Club

Chairman:  
Mr Don Abell

PO Box 245  
Moonee Ponds  
VIC 3039

Tel: (03) 9373 2222  
Fax: (03) 9370 4816

Chief Executive:  
Mr Paul Brettell

mvrc@mvrc.net.au  
www.mvrc.net.au

---

### RACING ASSOCIATIONS

#### Victorian Country Racing Council

Chairman:  
Mr Michael Caveny

Racing Victoria Centre  
400 Epsom Road  
Flemington VIC 3031

(03) 9258 4755  
(03) 9258 4293

Chief Executive:  
Mr Mark O'Sullivan

www.itsagreatdayout.com

---

### INDUSTRY BODIES

#### Victorian Bookmakers Association Ltd

Joint Chairmen:  
Mr Paddy O'Brien &  
Mr Lyndon Hsu

Racing Victoria Centre  
400 Epsom Road  
Flemington VIC 3031

Tel: (03) 9376 1933  
Fax: (03) 9376 7933

Chief Executive:  
Mr John Clancy

j.clancy@vicbookmakers.com.au  
www.vicbookmakers.com.au

---



# Australian Directory

## Thoroughbred Breeders Victoria Inc.

President:  
Mr Mike Becker

Racing Victoria Centre  
400 Epsom Road Flemington  
VIC 3031

Tel: (03) 9376 3893  
Fax: (03) 9376 4051

Executive Officer:  
Mr Richard Andrews

tbv@ozracing.net.au  
www.tbv.com.au

## Education and Training Centre

Manager:  
Mr Chris Watson

400 Epsom Road  
Flemington VIC 3031

Tel: (03) 9258 4682  
Fax: (03) 9258 4205

## Victorian Jockeys Association

President;  
Mr Neville Wilson

Racing Victoria Centre  
400 Epsom Road  
Flemington VIC 3031

Tel: (03) 9820 0424  
Fax: (03) 9820 0848

Secretary:  
Mr Ned Wallish

www.racingvictoria.net.au/jockey

## Thoroughbred Racehorse Owners' Association Inc

President:  
Mr David Lauritz

PO Box 585  
Flemington VIC 3031

Tel: (03) 9376 6999  
Fax: (03) 9372 1699

Chief Executive Officer:  
Mr Peter Jurkovsky

troa@iprimus.com.au  
www.racingvictoria.net.au/troa

## Australian Trainers Association (Victoria Branch)

President:  
Mr Colin Alderson

Racing Victoria Centre  
400 Epsom Road  
Flemington VIC 3031

Tel: (03) 9372 1688  
Fax: (03) 5996 7320  
Mob: 0418 35 1254

Chief Executive:  
Mr John Alducci

ata@austrainers.com.au

## Australian Jumping Racing Association

Chairman:  
Mr Rodney Rae

400 Epsom Road  
Flemington VIC 3031

Tel: (03) 9376 3924  
Fax: (03) 9376 4819

Secretary/Manager:  
Mr John Adams

jumps@bigfoot.com  
www.ajra.com.au

## LABORATORY

### Racing Analytical Services Limited Laboratory

Director:  
Dr John H Vine

400 Epsom Road  
Flemington VIC 3031

Tel: (03) 9376 6760  
Fax: (03) 9376 6875

rasl@rasl.com.au

## GOVERNMENT

### Office of the Minister for Racing

Minister for Racing:  
The Hon. John Pandazopoulos  
MP

Level 1  
55 St Andrews Place  
Melbourne VIC 3002

Tel: (03) 9651 9320  
Fax: (03) 9651 9915

Adviser to the Minister:  
Mr Ozan Ibrism

racing@justice.vic.gov.au  
www.justice.vic.gov.au



# Australian Directory

## Office of Gaming & Racing

Director:  
Mr Ross Kennedy

Manager:  
Mr Ged Prescott

Level 7  
35 Spring Street  
Melbourne VIC 3000

Tel: (03) 9651 4910  
Fax: (03) 9666 3126

[racing@sport.vic.gov.au](mailto:racing@sport.vic.gov.au)  
[www.sport.vic.gov.au](http://www.sport.vic.gov.au)

## Victorian Casino & Gaming Authority

Chairman:  
Mr Brian Forrest

Level 5  
35 Spring Street  
Melbourne VIC 3000

Tel: (03) 9651 3333  
Fax: (03) 9651 3777

[www.gambling.vcga.vic.gov.au](http://www.gambling.vcga.vic.gov.au)  
[www.ogr.vic.gov.au](http://www.ogr.vic.gov.au)

## Racing Appeals Tribunal (Statutory)

Registrar:  
Mr Chris Campbell

Level 7  
35 Spring Street  
Melbourne VIC 3000

Tel: (03) 9651 4910  
Fax: (03) 9666 4355

## TAB

### TABCORP Holdings Ltd

Chief Executive:  
Mr Matthew Slatter

5 Bowen Crescent Melbourne  
VIC 3004

Tel: (03) 9868 2350  
Fax: (03) 9868 2400

[www.tabcorp.com.au](http://www.tabcorp.com.au)  
[www.tabracing.com.au](http://www.tabracing.com.au)



## NEW SOUTH WALES

### PRINCIPAL RACING AUTHORITY

#### Racing NSW

Chairman:  
Mr Tony Hartnell AM

81-83 Baxter Rd  
Mascot NSW 2020

Tel: (02) 9551 7500  
Fax: (02) 9551 7519

Chief Executive:  
Mr Merv Hill

PO Box 528  
Kensington NSW 1465

trbreception@racingnsw.com.au  
www.racingnsw.com.au

---

### METROPOLITAN RACE CLUBS

#### Australian Jockey Club

Chairman:  
Dr Treve Williams

Randwick Racecourse  
Alison Road  
Randwick NSW 2031

Tel: (02) 9663 8400  
Fax: (02) 9662 1447

Chief Executive:  
Mr Tony King

PO Box 3  
Randwick NSW 2031

feedback@ajc.org.au  
www.ajc.org.au

---

#### Sydney Turf Club

Chairman:  
Mr Bruce McHugh

PO Box 21  
Canterbury NSW 2193

Tel: (02) 9930 4000  
Fax: (02) 9930 4099

Chief Executive:  
Mr Michael Kenny

sydturf@stc.com.au  
www.stc.com.au

---

### RACING ASSOCIATIONS

#### NSW Country Racing Council

Chairman:  
Mr Stan Hayes

PO Box 528  
Kensington NSW 1465

Tel: (02) 9551 7500  
Fax: (02) 9551 7644

Chief Executive:  
Mr Brian Judd

bjudd@racingnsw.com.au

---

#### NSW Provincial Race Clubs Association

Chairman:  
Mr Ted McCabe

PO Box 528  
Kensington NSW 1465

Tel: (02) 9551 7500  
Fax: (02) 9697 9601

Executive Officer:  
Mr Jim Murphy

jmurphy@racingnsw.com.au

---

### INDUSTRY BODIES

#### NSW Bookmakers Co-Operative Ltd

Chairman:  
Mr Jack Ashman

198 Pitt Street  
Sydney NSW 2000

Tel: (02) 9267 7605  
Fax: (02) 9267 4147

Executive Officer:  
Mr Ed Park

bookies@citytatts.com.au

---



# Australian Directory

## **Thoroughbred Breeders NSW Ltd**

President:  
Mr Richard Turnley

PO Box 198  
Randwick NSW 2031

Tel: (02) 9398 8811  
Fax: (02) 9398 9074

Executive Officer:  
Ms Sharon Hunt

tbnsw@ozemail.com.au  
www.tbnsw.com.au

---

## **Master Farriers Association of NSW**

President:  
Mr Malcolm Hunt

c/-10 Rickaby St  
Clarendon NSW 2756

Tel: (02) 4577 3018  
Fax: (02) 4577 2803  
Mobile: 0418 254 950

Secretary:  
Mr Jim Middleton

---

## **NSW Jockeys Association**

President:  
Ms Lee Ann Olsen

PO Box 800  
Castle Hill  
NSW 1765

Ph : (02) 9894 9629  
Fax: (02) 9894 7148  
jockeys@bigpond.net.au

Secretary:  
Mr Paul Innes

---

## **NSW Racehorse Owners Association Ltd**

President:  
Mr Rob Albon

GPO Box 1506  
Sydney NSW 2001

Tel: (02) 9232 4300  
Fax: (02) 9221 7816

enquiries@nswroa.com.au  
www.nswroa.com.au

---

## **Thoroughbred Racehorse Owners Association of NSW Inc**

Chairman:  
Mr Peter Horwitz

55 Chandos Street  
St Leonards NSW 2065

Tel: (02) 9901 6108  
Fax: (02) 9901 6106

---

## **Australian Trainers Association (NSW Branch)**

President:  
Mr Ron Leemon

Godarchi Lodge  
2 Manning Street  
Warwick Farm NSW 2170

Tel: (02) 9601 7262  
Fax: (02) 9601 7262

---

## **LABORATORY**

### **Australian Racing Forensic Laboratory**

Official Analyst:  
Mr Allen Stenhouse

PO Box 528  
Kensington NSW 1465

Tel: (02) 8344 5000  
Fax: (02) 9662 610



# Australian Directory

## GOVERNMENT

### Department of Gaming and Racing

Minister:  
The Hon. Grant McBride MP

Level 13  
55 Hunter Street  
Sydney NSW 2000

Tel: (02) 9237 2555  
Fax: (02) 9237 2500

Assistant Director, Racing:  
Mr Peter Baldwin

PO Box 7060  
Sydney NSW 2001

Tel: (02) 9995 0493  
Fax: (02) 9995 0466

[racing@dgr.nsw.gov.au](mailto:racing@dgr.nsw.gov.au)  
[www.dgr.nsw.gov.au](http://www.dgr.nsw.gov.au)

### Racing Appeals Tribunal (Statutory)

Secretary:  
Mr Merv Hill

PO Box 528  
Kensington NSW 1465

Tel: (02) 9551 7500  
Fax: (02) 9551 7571

Appeals Coordinator:  
Ms Kathy Reece

## TAB

### TAB Limited

Managing Director:  
Mr Warren Wilson

PO Box 4168  
GPO Sydney 2001

Tel: (02) 9211 0188  
Fax: (02) 9218 1385

[www.nswtab.com.au](http://www.nswtab.com.au)  
[www.tablimited.com.au](http://www.tablimited.com.au)



## QUEENSLAND

### PRINCIPAL RACING AUTHORITY

#### Queensland Racing

Chairman:  
Mr Bob Bentley

Racecourse Rd  
Deagon  
QLD 4007

Tel: (07) 3869 9777  
Fax: (07) 3269 9043

Chief Executive:  
Mr Jeremy Turner

PO Box 63  
Sandgate  
QLD 4007

info@queenslandracing.com.au  
www.queenslandracing.com.au

---

### METROPOLITAN RACE CLUBS

#### Queensland Turf Club

Chairman:  
Mr Phil Sullivan

PO Box 21  
Hamilton  
Central QLD 4007

Tel: (07) 3268 2171  
Fax: (07) 3868 2410

Secretary:  
Mr David Laing

info@qtc.org  
www.qtc.org

---

#### Brisbane Turf Club

Chairman:  
Mr Ian Baxter

PO Box 168  
Hamilton  
Central QLD 4007

Tel: (07) 3268 6800  
Fax: (07) 3868 1281

Chief Executive:  
Mr Sean Kelk

admin@doomben.com  
www.doomben.com

---

### INDUSTRY BODIES

#### Queensland Thoroughbred Breeders Association

Secretary:  
Mr Mark Forbes

PO Box 416  
Hamilton Central  
QLD 4007

Tel: (07) 3868 3111  
Fax: (07) 3868 3019

tbqa@qob.com.au  
www.qob.com.au

---

#### Queensland Bookmakers Association

President:  
Mr Bob McHarg

10 Mulyan Place  
Ashmore QLD 4214

Tel: (07) 5539 3597  
Fax: (07) 5539 3597

Secretary:  
Mr Charles Clout

qba@iprimus.com.au

---

#### Queensland Jockeys Association

President:  
Mr Richard Pratt

PO Box 14  
Clayfield QLD 4011

Tel: (07) 3895 8233  
Mob: 0407 963 132

---

#### Queensland Racehorse Owners' Association

President:  
Mr Wayne Milner

PO Box 7062  
East Brisbane QLD 4169

Tel: (07) 3896 4103  
Fax: (07) 3391 4402

waynemilner@northerncity.com.au  
www.qob.com.au

---

#### Queensland Racehorse Trainers Association

President:  
Mr Des Mullins

1 Seaside Drive  
Banksia Beach  
Bribie Island QLD 4507

Tel: (07) 3408 6548  
Mob: 0419 030 636

---



# Australian Directory

## Queensland Thoroughbred Breeders and Owners Association (QTBOA)

CEO:  
Mr Mark Forbes

PO Box 416  
Hamilton Central  
QLD 4007

Tel: (07) 3868 3111  
Fax: (07) 3868 3019

Info@qob.com.au  
www.qob.com.au

## Australian Trainers Association (Queensland branch)

President:  
Mr Ron Maund

266 Trouts Road  
Mcdowall QLD 4053

Tel: (07) 4634 0950  
Fax: (07) 4634 7300

Secretary:  
Mr Eric Saunders

Tel/Fax: (07) 3353 1104

## Queensland Race Training Pty Ltd

Business Manager:  
Mr Greg Davy

P.O Box 480  
Sandgate QLD 4017

Tel: (07) 3869 0100  
Fax: (07) 3869 0489

info@racetraining.qld.edu.au  
www.racetraining.qld.edu.au

## LABORATORY

### Queensland Racing Science Centre

Manager: Mr Alan Roberts

Chief Analyst:  
Dr Sheryl Foster

PO Box 513  
Albion QLD 4010

Tel: (07) 3862 1477  
Fax: (07) 3857 0035

www.dtrft.qld.gov.au/racing

## GOVERNMENT

### Office of The Minister for Tourism, Racing and Fair Trading

Minister:  
The Hon. Merri Rose MP

Racing Advisor:  
Mr Michael Duff

GPO Box 1141  
Brisbane QLD 4001

Tel: (07) 3224 2005  
Fax: (07) 3229 0434

tourism@ministerial.qld.gov.au  
www.qld.gov.au

### Racing Division, Department of Tourism and Racing

Executive Director, Racing Division:  
Mr Michael Kelly

GPO Box 1141  
Brisbane QLD 4001

Tel: (07) 3234 1400  
Fax: (07) 3234 1411

racing@dtrft.qld.gov.au  
www.dtr.qld.gov.au

### Racing Appeals Authority (Statutory)

Secretary:  
Ms Katina Ryan

GPO Box 2469  
Brisbane QLD 4069

Tel: (07) 3247 3302  
Fax: (07) 3247 3300

raa@tribunals.qld.gov.au  
www.tribunals.qld.gov.au

## TAB

### UNITAB Ltd (QLD)

Chief Executive:  
Mr Richard McIlwain

PO Box 248  
Albion QLD 4010

Tel: (07) 3637 1500  
Fax: (07) 3262 3014

dick.mcilwain@unitab.com.au  
www.tabonline.com.au

